

STILL neXXt fleet

STILL neXXt fleet



STILL neXXt fleet

The fleet optimiser

Implementing logistics processes more easily, faster and more cost efficiently thanks to intelligent data collection and processing

Fleet optimisation via an innovative and powerful web portal

Central summary and evaluation of all fleet data in a single database

Automatic notification when cost levels or dates are reached



STILL neXXt fleet is a tool for smart and efficient fleet management. The innovative and powerful web portal comprises a number of different applications (apps) that are comfortably and easily accessible from anywhere and that allow compiling data for fast analysis and optimisation measures. neXXt fleet offers every opportunity for smart data collection and processing to make logistics processes easier, faster and more cost efficient.

To do this, all relevant information about a fleet of industrial trucks, such as commercial and technical data from SAP is combined with data directly retrieved from the trucks and is bundled in a single data world to allow the user to analyse the fleet comprehensively and precisely. To use the portal, the user only needs internet access and a web browser to access neXXt fleet from any device with internet connectivity, e.g. laptop, tablet or smartphone.



Fleet Overview

Overview of all trucks, including basic information and documents (e. g. fleet size, truck type, location)



Maintenance Control

Display of all maintenance and inspection dates as well as download of the respective documents including automatic notifications



KPI Monitor

Display of performance figures to evaluate performance and costs



Truck Life Analysis

Display and evaluation of all past events for a single truck




Data Plus

Individual amendment of information about trucks of different manufacturers and service providers in the fleet



Cost Reporting

Overview of service and financing costs including alert functions when cost limits are reached



Fleet Usage

Overview of the actual truck utilisation including automatic alert if utilisation drops below given limits



Operating Hours

Overview of the operating hours of all trucks including alerts on reaching agreed limits of usage

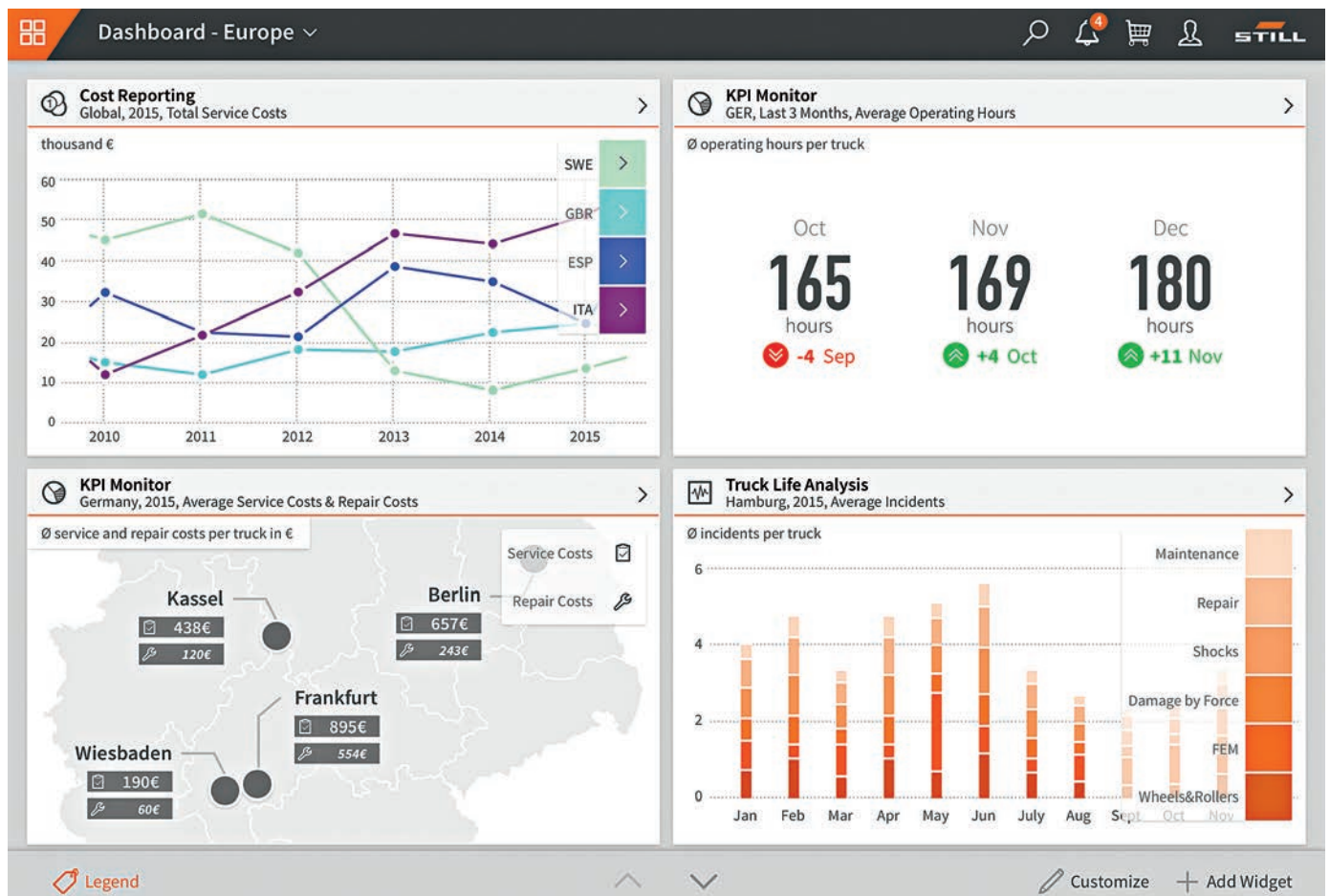


Service Report Plus

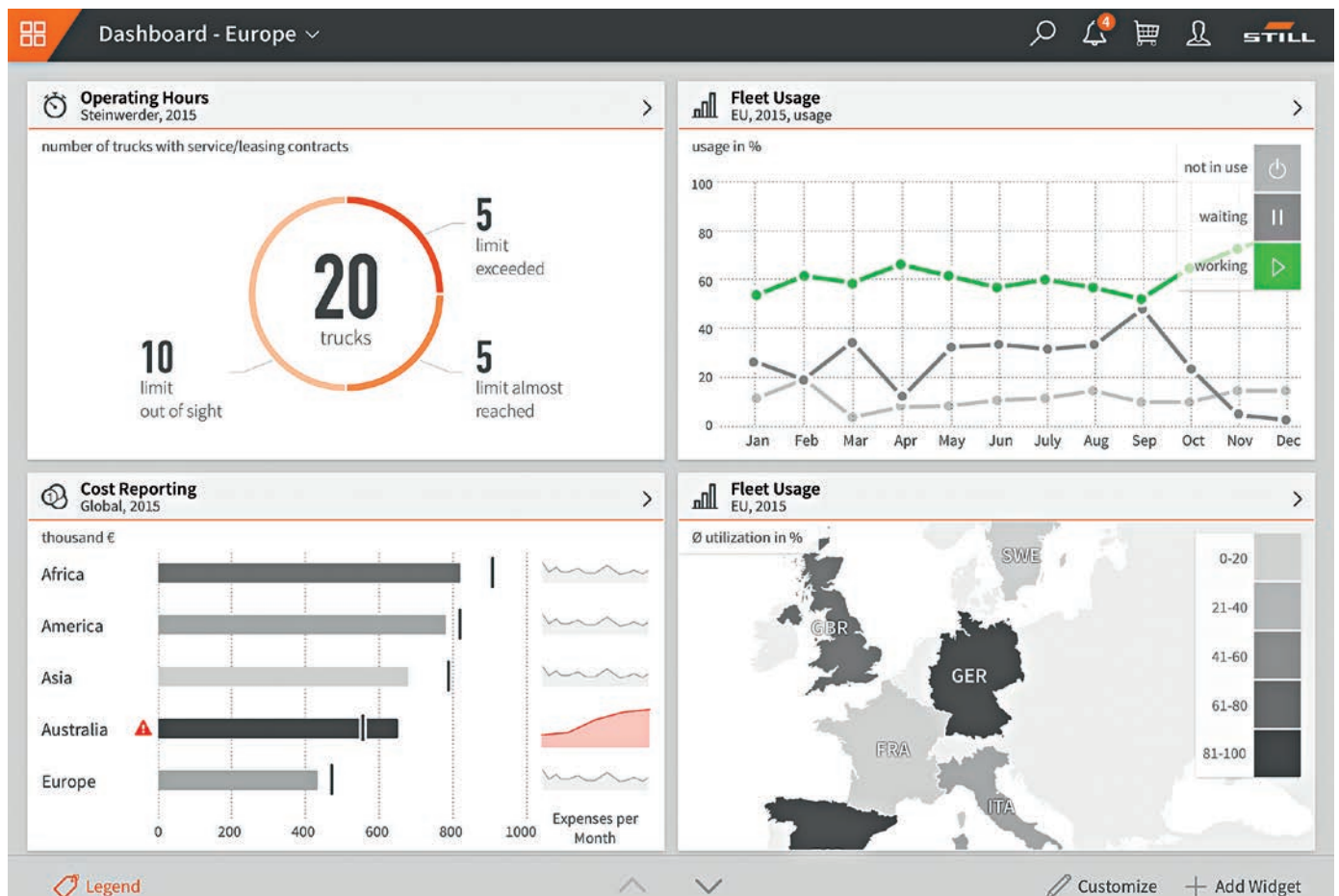
Individual entry of additional service invoices and service reports

STILL neXXt fleet bundles all relevant information in a single tool. From now on you will therefore only need one single point of access to manage your fleet efficiently and comprehensively. STILL deploys SAP HANA technology to display the large amount of data and the modern visualisations outstandingly fast. The dynamic data from the trucks is encrypted for transmission via mobile phone to the company-owned STILL servers where the data is collected and combined with further data. Modern IT protection systems guarantee data security. The web portal neXXt fleet does not only evaluate data but also automatically reminds users - optionally via system messages or via e-mail - if given cost levels are surpassed or dates for activities become due.

The particular highlight of STILL neXXt fleet is its innovative responsive design which automatically adjusts the layout of the displayed content to the used display device e.g. laptop, tablet or smartphone. All the apps are furnished with master functions such as a dashboard, a notification centre, a web shop, a help manual and a search function that make the tool comprehensive and user friendly. If you would like to try out neXXt fleet, you can do so with the neXXt fleet demonstrator. Here you can test all functions of the applications and get an overview of the individual evaluations and data. Contact your local STILL consultant for non-binding free of charge access.



The "Dashboard" function allows the user to retrieve partial information from all apps and place this information on an overview page which is updated daily.



Various graphic layouts are available to present the information. Also, the information can be freely arranged and adjusted in display size.

Clear overview and high transparency over the truck fleet

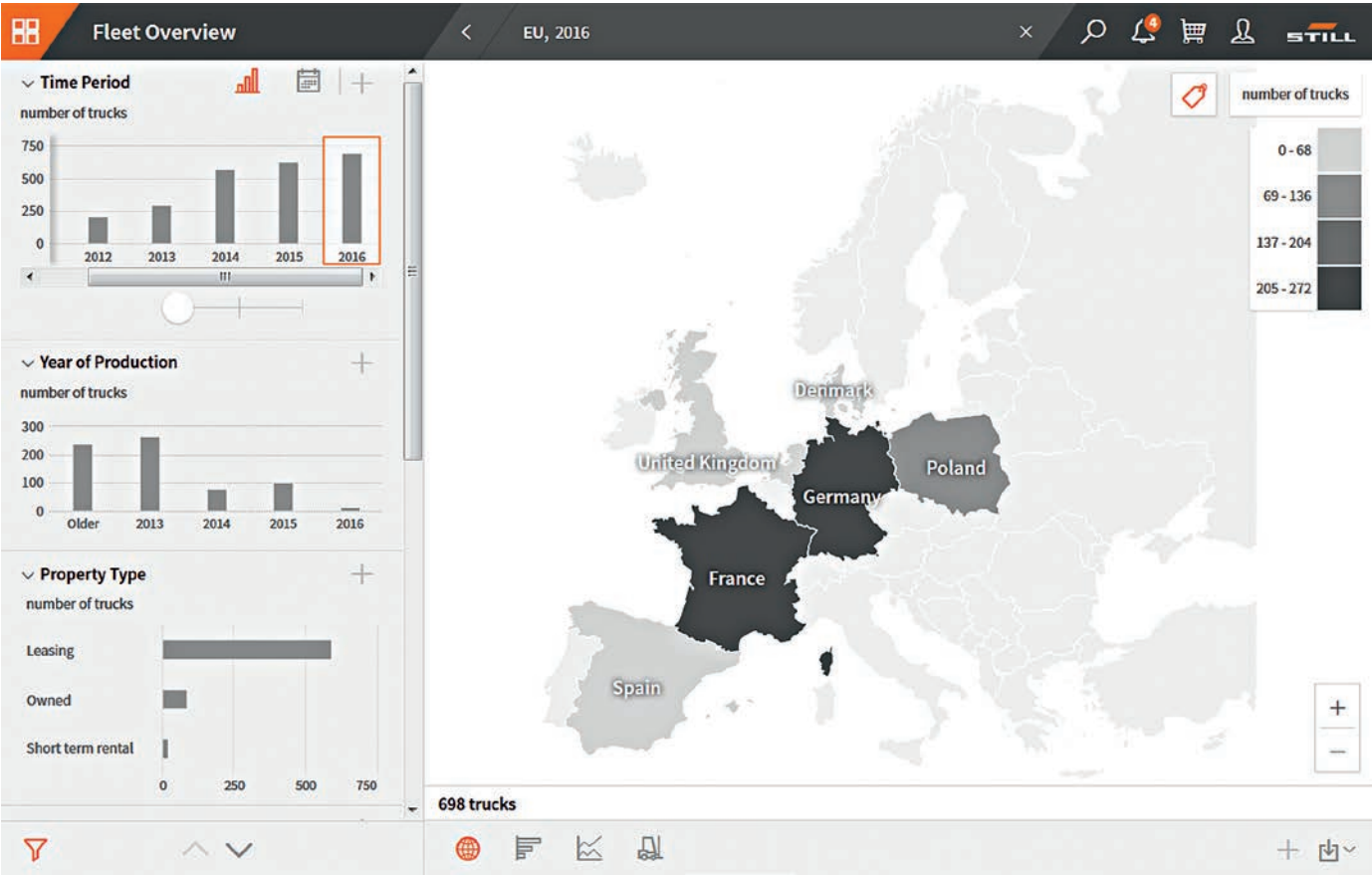
Helpful basic information about every truck quickly made available

Direct access to important truck related documents

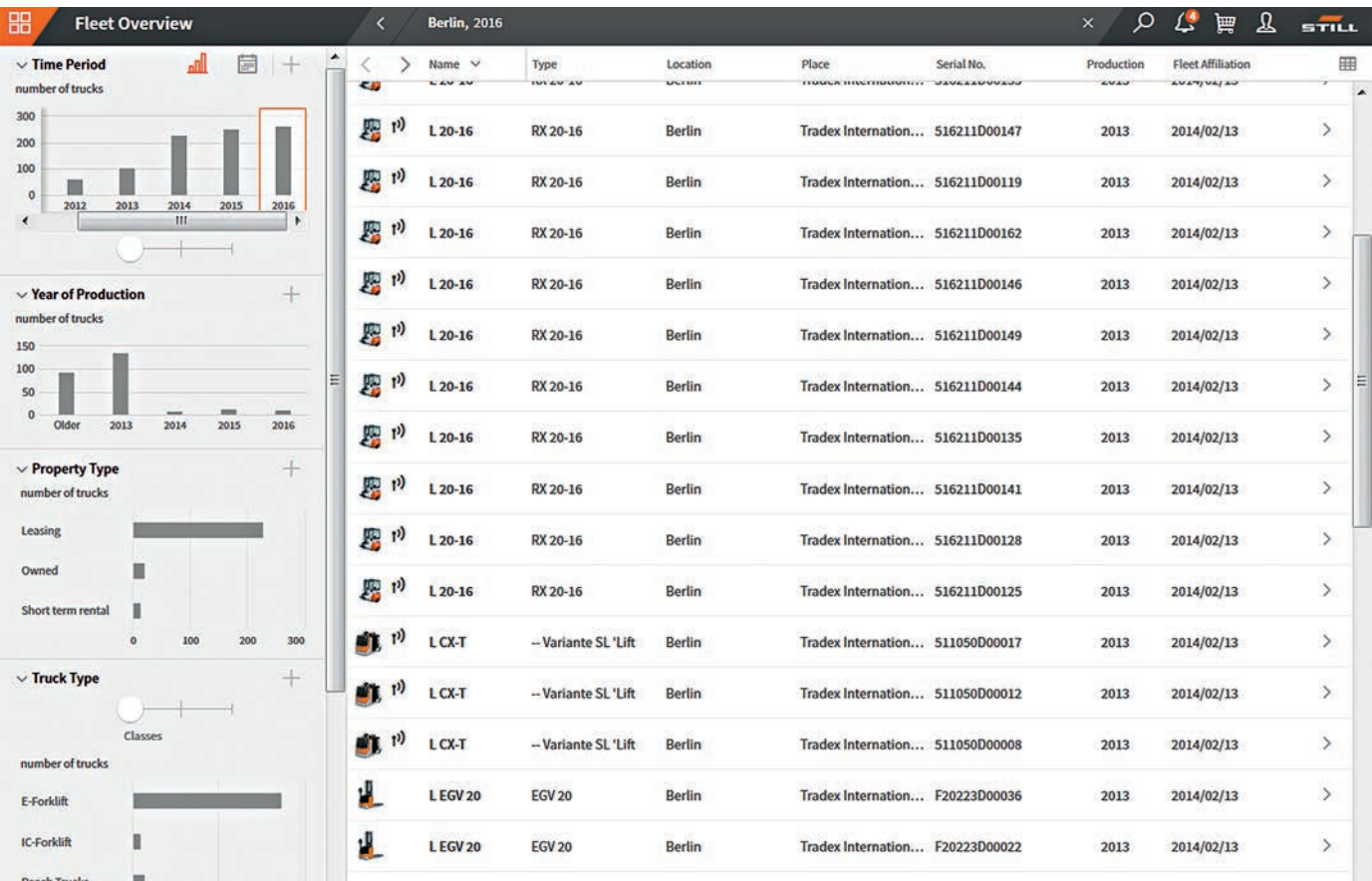


The "Fleet Overview" app which is included as standard in STILL neXXt fleet provides the user with an excellent overview of the complete fleet - including trucks of other manufacturers. Helpful information such as truck type, year of manufacture, ownership, serial number, fleet allocation as well as the site of operation is immediately available for every truck. In addition, the most important

truck documents, for example the truck configuration, technical specifications or the operator manual are available for download. Beyond this, the user can feed the system with additional truck-specific information which can be edited and supplemented later on. This gives the user a high degree of transparency and an overview of every individual truck of the fleet.



Filter functions allow to display truck positions, fleet size and locations. From a global view, the user can navigate to a country view and then to a view of individual sites of operation for the trucks in a fleet.



All trucks can be presented in a detailed list. The detail view informs about individual trucks, technical specifications and provides various download documents.

Cost Reporting

Full transparency of service and financing costs

Automatic alert on surpassing defined cost limits

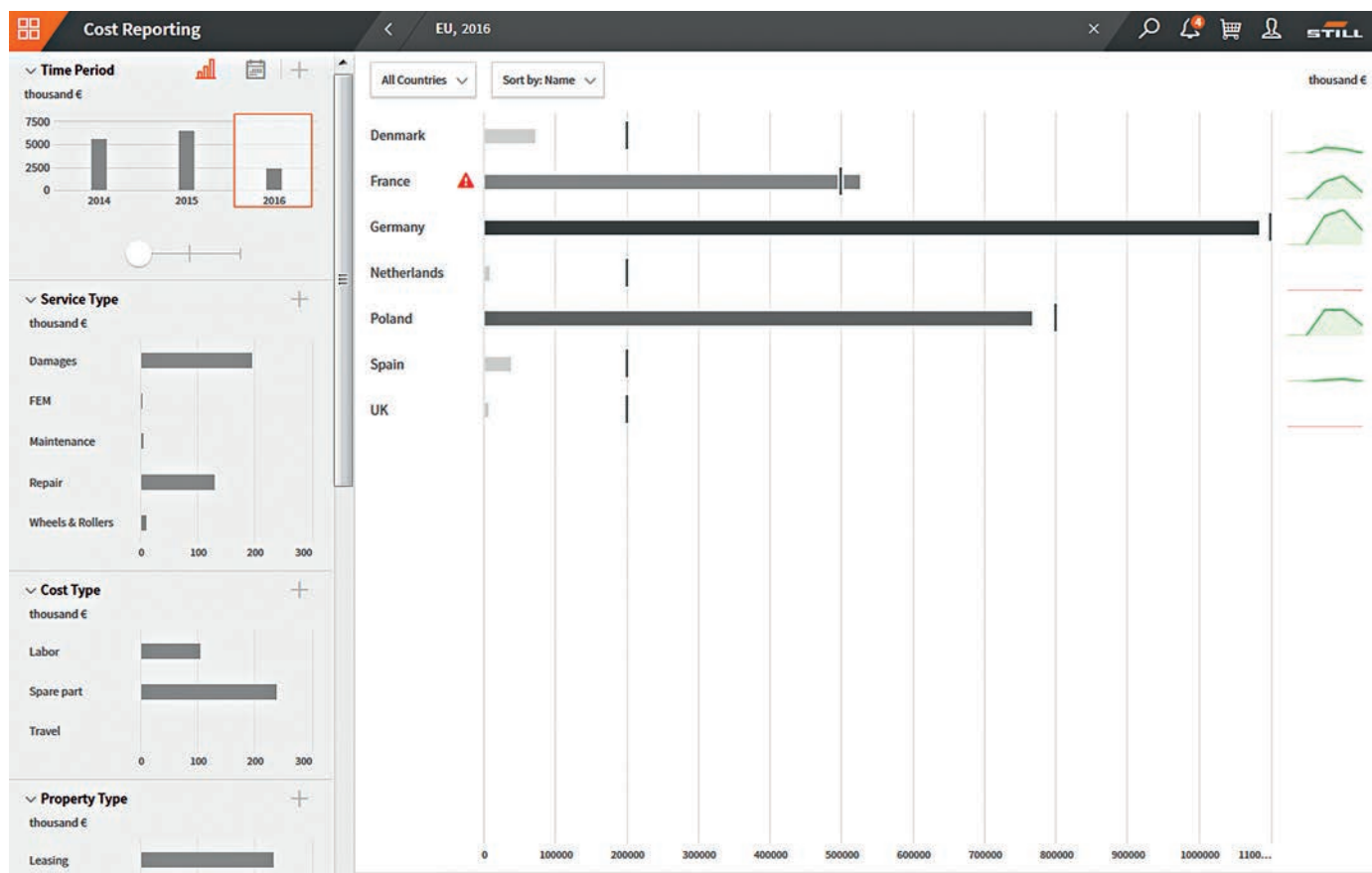
Elaborate data transfer via Excel for proprietary reporting tools

The “Cost Reporting” application provides a detailed overview of all service and financing costs, e.g. financing, leasing, rental, maintenance and repair costs as well as insurance. If requested, the user can be notified or alerted when individually set limit values are surpassed. Thanks to an elaborate data exchange interface via Excel, all information can be made available for use in customer owned reporting tools. Beyond this, fleet related invoices, e.g. for maintenance and repair costs are made available quickly and easily.

Besides this, service costs for third party trucks may be added to allow fast and easy comparisons including visual presentations. The application allows comparing amounts and type of costs. The corresponding truck lists with the respective costs are downloadable in Excel or PDF format.



STILL neXXt fleet Cost Reporting



Notification on exceeding set maximum values. Values may be set individually by the user. Vertical lines represent maximum values and a red warning symbol appears if the respective value is exceeded. Individual filter functions on the left screen.

The dashboard shows cost reporting for 'Hamburg, 2016'. The left sidebar contains filters for Time Period, Service Type, Cost Type, and Property Type. The main chart displays a table of costs listing on truck level.

Name	Type	Service Costs	Production	Maintenance C...	Serial No.
204	RX 20-15	493.12	2006	218.80	516210001241
4000	FM-X 14	0.00	2012	0.00	511801C02740
4001	FM-X 14	0.00	2011	0.00	511801B02301
4006	RX 20-15	310.83	2007	310.83	516210010263
4011	RX 20-15	0.00	2011	0.00	516210B00993
4012	RX 20-15	70.72	2011	0.00	516210B00997
4013	RX 20-15	1,329.51	2011	0.00	516210B00808
4014	RX 70-20	1,147.34	2011	0.00	517313B00137
4015	EXU-S 22	0.00	2012	0.00	710148C06485
4018	EXU-S 22	328.16	2012	0.00	710148C06483
4023	CX-T	211.48	2012	0.00	711050C01734
4031	R 70-50 T	351.90	2012	0.00	517083C00033
4032	R 70-45	480.88	1998	0.00	517050001707
4043	EXU-S 22	526.11	2013	163.94	F20177D00015
4049	RX 20-15	0.00	2012	0.00	516210C01029

Costs listing on truck level.

Visual summary of all maintenance and inspection dates in a single application

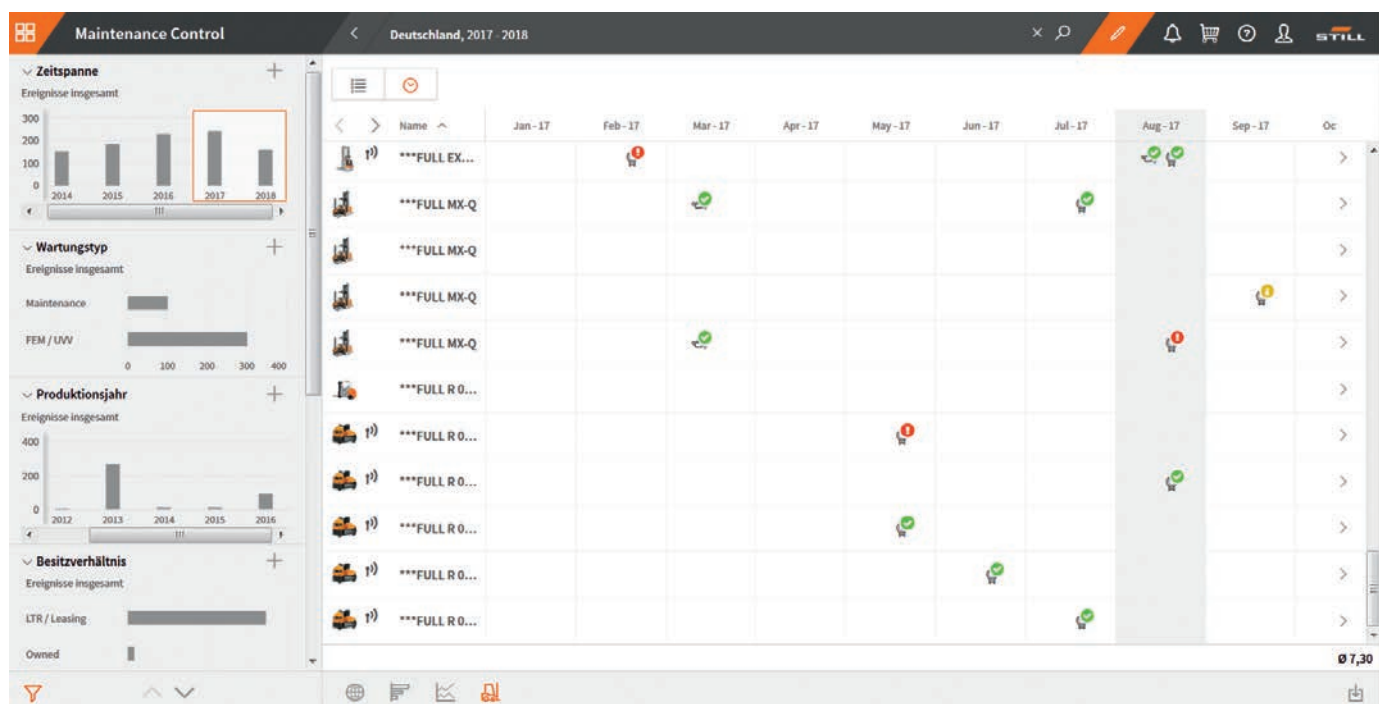
Documentation of maintenance and inspections

Automatic notification of upcoming maintenance and inspection dates



The application "Maintenance Control" provides users with an overview of all upcoming maintenance and inspection dates for the fleet. All maintenance and inspection documentation is comprehensively

documented. The user is automatically reminded four weeks prior to a respective date. An alert message is automatically generated for overdue safety inspections.



Overview of the maintenance and inspection dates in calendar format. Colour codes mark completed, due and overdue tasks.

Precise evaluation of truck utilisation

Easy and fast identification of potential savings

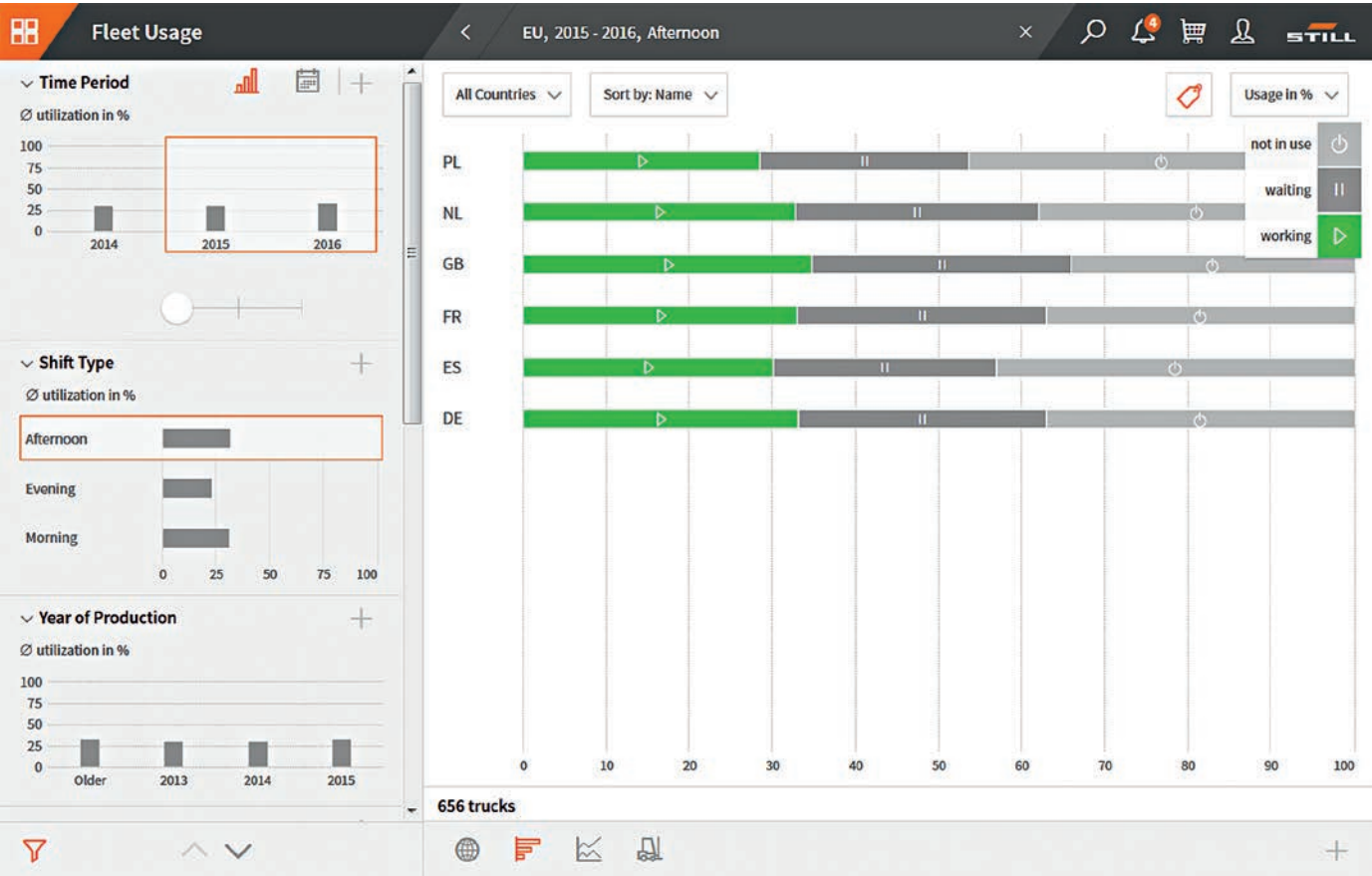
Automatic notification if utilisation drops below defined limits



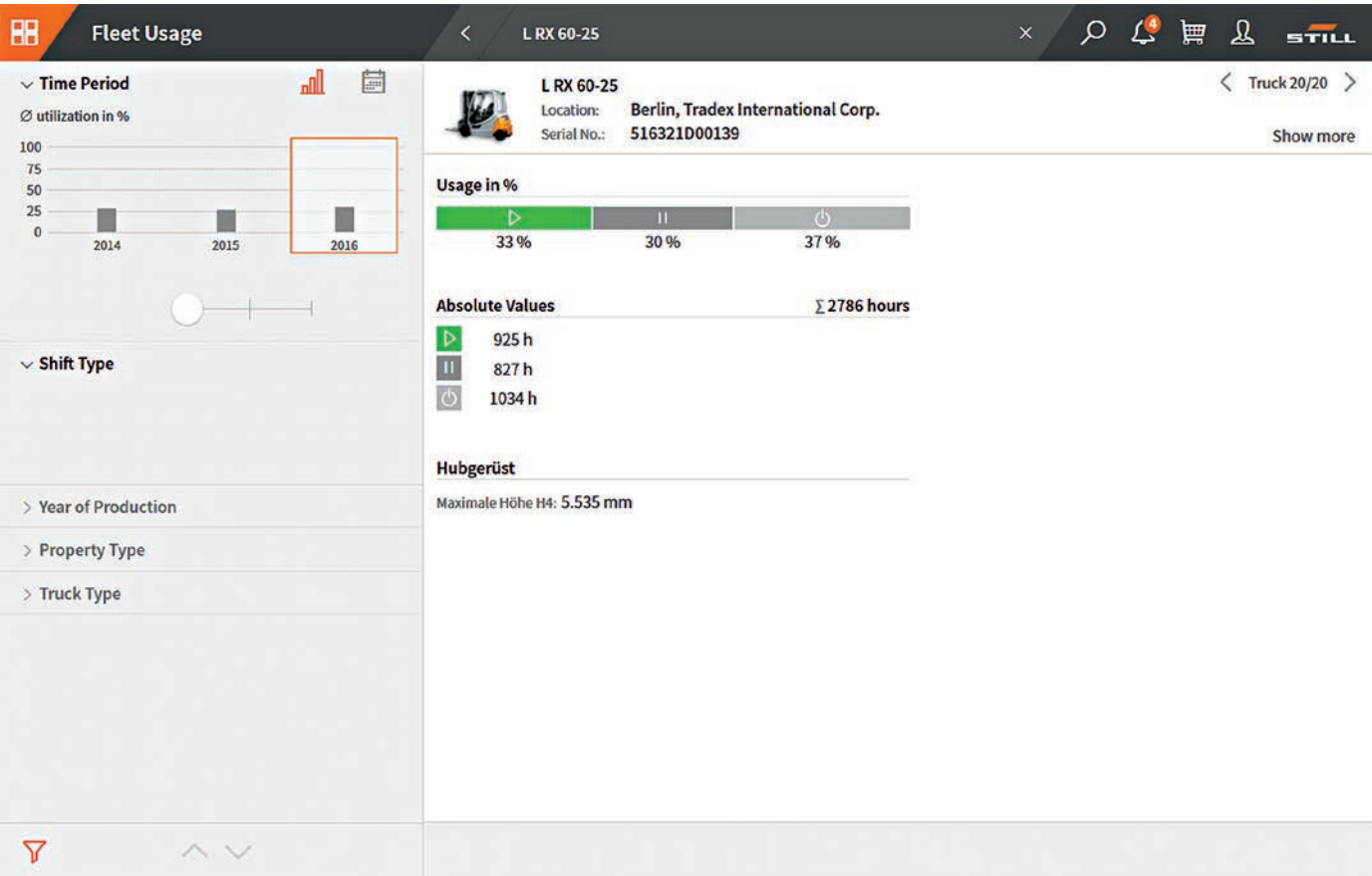
The application "Fleet Usage" evaluates all collected data such as truck utilisation, driving and lifting/lowering times as sent from the truck via modem and on request compares the data across several sites with other trucks. This application gives the customer a detailed overview of the utilisation of the fleet. It is also possible to compare individual

trucks across several locations or countries. Potential savings can be quickly identified and fleet utilisation can be optimised. At individually set utilisation levels, the customer is automatically notified to be able to take immediate action.

*Data transmission via modem and shock sensor required



Comprehensive presentation of utilisation times by truck, split up by operation time, log-in/idle times and not in use times.



Detailed display of individual trucks and their utilisation. Precise analysis of individual trucks possible.

KPI Monitor

Automatic generation of Key Performance Indicators (KPIs) to evaluate costs and performance

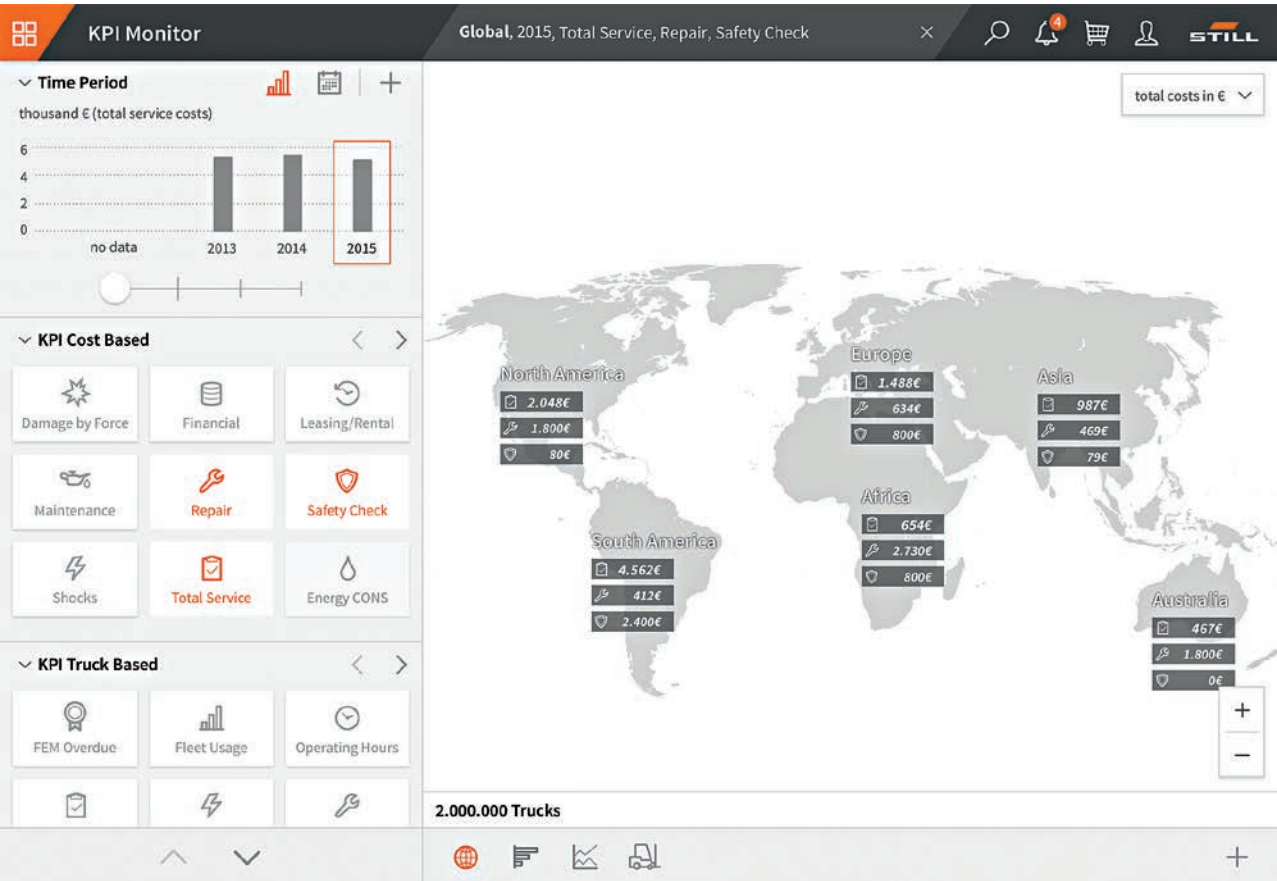
Identification of potentials by comparing KPIs across several sites with individually defined periods

Analytic compilation of usage and cost data

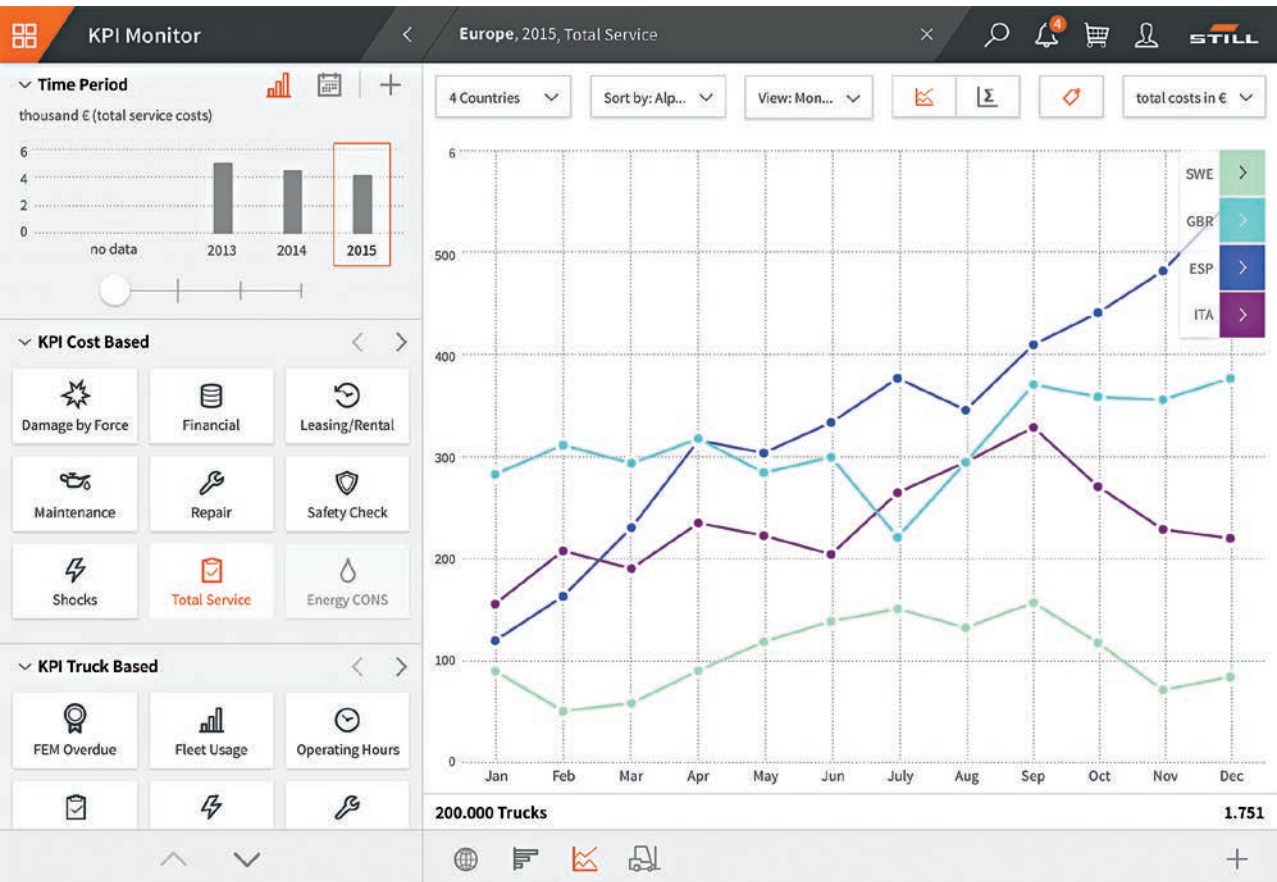


With "KPI Monitor" important pre-defined index figures worldwide can be evaluated and the results comprehensively presented in diagrams or charts. Potential optimisation can be identified by comparing Key Performance Indicators (KPIs). Compilation of cost and usage data

allows evaluating the performance of complete countries, locations or individual trucks. Freely selectable periods for comparison allow long-term analysing and trending of monitored values.



Clear overview of the selected index figures by fleet location.



Easy and comprehensible display of KPIs in diagrams for better comparability and trending of developments over time.

STILL neXXt fleet
Operating Hours

Current overview of operating hours for each truck including the truck history

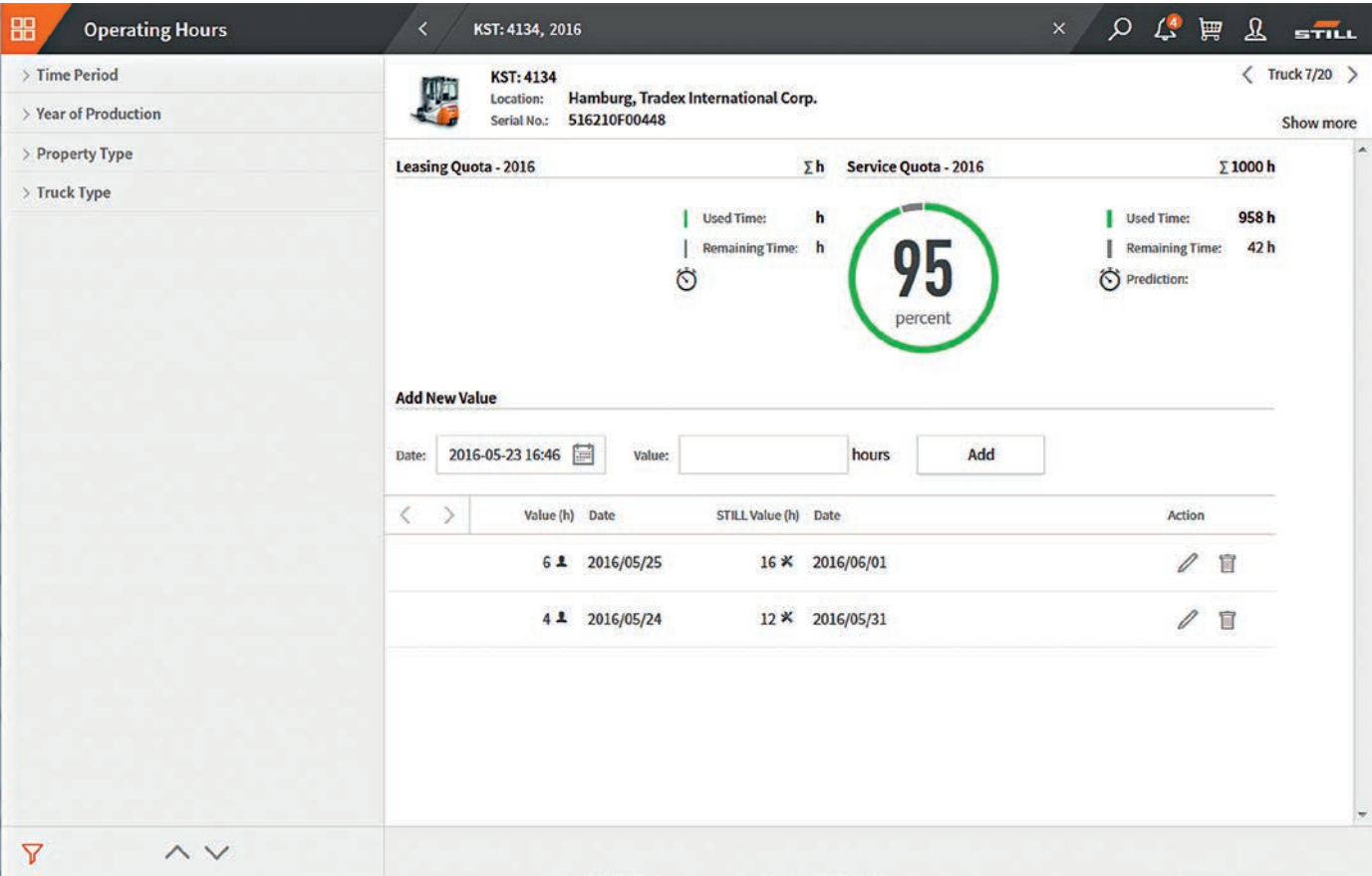
Early identification of trucks with high usage levels to avoid downtimes due to wear-based failures

Automatic alert, if agreed operating hour limits are surpassed



The application “Operating Hours” provides an overview of the current and past operating hours of the fleet in order to optimise maintenance intervals and fleet utilisation. Based on the recorded operating hours

maintenance intervals can be precisely planned. Also, operating hours of different trucks can be compared. An alert is displayed to the user on passing or approaching set limit values.



Detailed view of operating hours for individual trucks. Operating hours may be entered manually.

Display and evaluation of all past events for a single truck

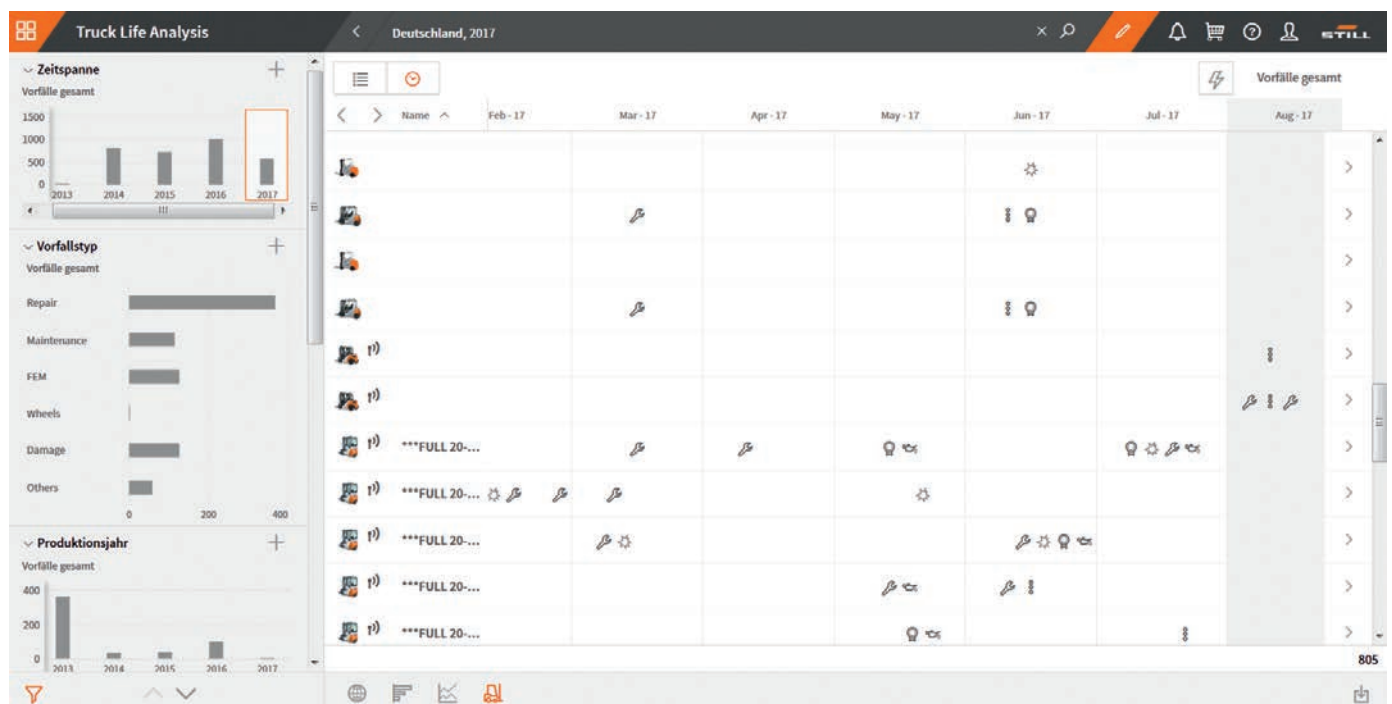
Quick identification of event clusters by visual comparison

Easy access to the detail reports for each event



With the app "Truck Life Analysis" all truck-specific events such as maintenance and inspection dates or impacts can be summarised and subsequently evaluated for each individual truck. Based on this information, in a clear visual presentation trucks can easily and quickly

be compared and event clusters immediately identified. The user is provided quick access to the respective detailed report on each event. In addition to the current information, historic data is also available to depict trends over time.



Presentation of truck related events such as maintenance, safety inspections, repairs, damage by force and extraordinary impacts.

Individual entry of additional service invoices and service reports


Documentation and data maintenance for third-party services

Amends the overviews in "Cost Reporting" and "Maintenance Control"



The "Service Report Plus" app offers the user the opportunity to create, document and print service invoices and service reports from non-STILL service providers. To do this, the app provides prepared templates for online service reports. Data collected this way is supplemented to data


in the apps "Cost Reporting" and "Maintenance Control". This way the user is provided a precise overview of all the trucks - independent of the service provider.





Service Report Plus


< G82 , Report 5418305264554-00

×










STILL



G82
Location: Steinwerder, Hall 04
Serial No.: 54185305264554

< Report 2/7 >

Show More

Customer

PO Number: 123456789

Service Provider

Company Name *: Tradex International

Order Number: 123456789

Technician *: John Doe

Report Author: John Doe

Report Date *: 2016/01/01

Details

Report Number: 5418305264554-00

Truck Operating Hours *: 125

Service Type *: FEM

Create Invoice: Yes No

Next Planned FEM *: Please select

Hours

2016/01/01

08:00 AM - 12:00 AM

02:00

50 km

00:00

00:00





02:00

Price €

Materials

Comments

Morbi leo risus, porta ac consectetur ac, vestibulum at eros.
Donec ullamcorper nulla non metus auctor fringilla.
Integer posuere erat a ante venenatis dapibus posuere velit aliquet.
Vivamus sagittis lacus vel augue laoreet rutrum faucibus dolor auctor.




Input screen for individual amendment of service invoices and service reports.

Quick supplementation of additional truck information

Setup of shift plans or representation of organisational structures

Individual creation of trucks of different manufacturers in the system



The "Data Plus" application allows you to enter supplementary truck data and other information, such as internal costs centres, shift schedules or attachments. It is also possible to determine which trucks or parts of equipment are covered by evaluations and which ones are irrelevant for the evaluation and have to be filtered out. Third party

trucks may be entered. These trucks are displayed in the available application besides the STILL trucks. If required, use Data Plus to split your sites into subsections, e. g. 'Production' and 'Warehouse' and allocate your trucks respectively for more detailed in-depth analysis.

More details and information can be made available for a full view of the fleet.

STILL neXXt fleet
The fleet optimiser





STILL GmbH
Berzeliusstr. 10
22113 Hamburg
Germany
Tel.: +49 40 73 39 20 00
Fax: +49 40 73 39 20 01
info@still.de

For further information please visit
www.still.eu

STILL is certified in the following
areas: Quality management,
occupational safety, environmental
protection and energy management.



first in intralogistics