


USING PEDESTRIAN INDUSTRIAL TRUCKS SAFELY.

20 RULES FOR CORRECT USE.



1 Authorised users only

The trucks may be used only by trained personnel.



2 Wear protective clothing

Always wear the necessary protective clothing when operating the machines




3 Daily checks

Check the operability of the industrial truck every day before starting work, as per the manufacturer's instructions.



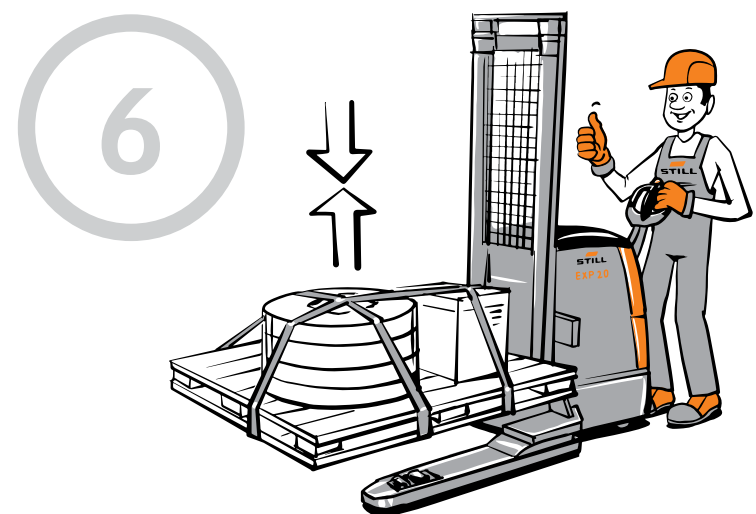
4 Proactive driving

Avoid abrupt acceleration and braking. Reducing your speed, especially on bends, will improve safety at work.




5 Position load centrally close to back of forks, and be aware of centre of gravity

Make sure that the load's centre of gravity is central between the forks, and towards the back of them.



6 Secure the goods correctly

Check that loads are properly secured.



7 Observe load capacities

To ensure maximum safety at work, always keep to the stated load capacity. The optional load capacity display will show the operator the current lift height at any time. Check the lift height against the residual load capacity diagram.




8 Transport loads close to ground level

For safe transportation, always keep the load close to ground level.




9 Do not transport passengers

Carrying passengers is prohibited. The industrial trucks are to be used solely for transporting goods.



10 No people under the load when loading and unloading

When loading and unloading goods, pay attention to people in the vicinity. Keeping the load raised is prohibited.



11 Driving on slopes

Always stay uphill of the load when using ramps. Keep straight ahead when on sloping surfaces.



12 Keep a safe distance

Always maintain an adequate safe distance from other trucks, people and floor boundaries. Also observe the necessary braking distances.




13 Heed the warnings

Pay attention to warning signs and to separate pedestrian-only areas. Be especially careful in areas where there are people on foot.



14 Observe the regular service intervals

To keep the industrial trucks functioning properly, regular servicing is required.




15 Report any damage to trucks immediately

If you discover damage to an industrial truck, report it immediately. Do not use the truck until the damage has been repaired.



16 Maintenance and repairs by authorised persons only

Do not undertake any repair work yourself. Wait for the appropriate person to attend to it.



17 Checking the battery charge

Pay attention to the charge condition of the truck's batteries and ensure that it is always recharged in good time.



18 Always secure parked vehicles

After switching the vehicle off, be sure to apply the brake and remove the key from the ignition, or otherwise secure the truck. This will prevent unauthorised use.



19 Only park the truck in designated spaces

Keep the passageways clear and only park the industrial trucks in the designated spaces.



20 We are there for you

In case of questions about the vehicle and for more detailed information, read the operating instructions or give us a call.

STILL Materials Handling Ltd
Jacks Way, Hill Barton Business Park
Clyst St. Mary
Exeter EX5 1FG
Tel: +44 345 603 6827
info@still.co.uk
www.still.co.uk

STILL Materials Handling Ltd
Aston Way
Leyland
Preston PR26 7UX
Tel: +44 345 603 6827

first in intralogistics