

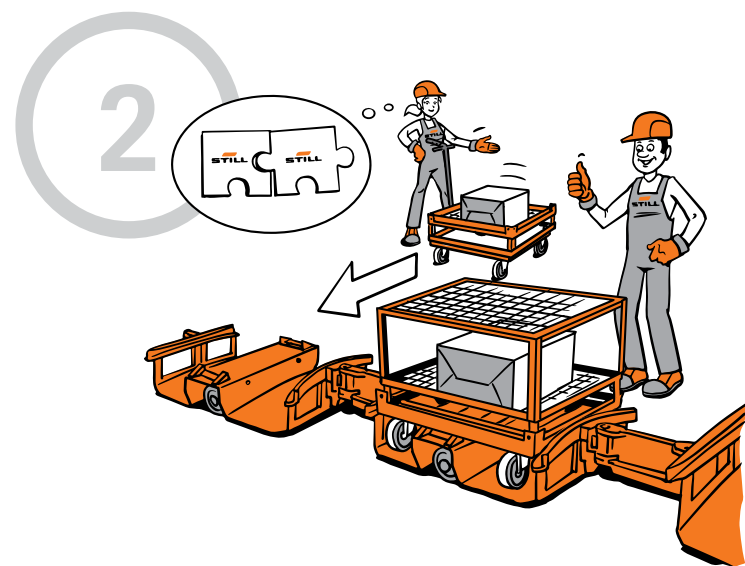
USING TUGGER TRAINS SAFELY.

20 RULES FOR CORRECT USE.




1 Daily checks

Check the operability of the trolley train before the shift starts, as per the manufacturer's instructions. If any faults are found, take the actions specified in the manufacturer's instructions.




2 Using the trolleys

You may only transport trolleys that are approved by the manufacturer for the trolley train system.



3 Do not overload

Do not overload the trolley train. The permitted load, traction and braking capacities of the tractor must not be exceeded.




4 Be aware of the load's centre of gravity

Ensure that the carrier is evenly loaded. Heavy objects should be loaded at the bottom of the carrier.




5 Secure the goods correctly

Check that both the carrier and trolley are correctly secured.




6 Operating the trolley train safely

Throughout the journey, only operate the trolley train from the driving position. While driving, it is always safest to keep your hands and feet inside the truck.



7 Transporting trolleys

Trolleys may only be transported in the raised position on the trolley train.




8 Do not transport passengers

Carrying passengers is prohibited. Trolley trains are to be used solely for transporting loads.




9 Control of the train

The driver always bears responsibility for the train. Before setting off and during the journey, you must constantly ensure that there is nobody in the vicinity of the trailers. If the train is lowered, there is a risk of crush injuries.



10 Avoid risk of accidents

Avoid abrupt acceleration and braking. High speeds and tight turns increase the risk of accidents. Drive carefully even when not carrying a load.




11 Keep a safe distance

Always maintain an adequate safe distance from other vehicles, objects and people. Also observe the braking distances applicable to the situation.



12 Heed the warnings

Pay attention to warning signs and to separate pedestrian-only areas. Be especially careful in areas where there are people on foot.




13 Height clearances and floor loads

Always observe the warning signs on height restrictions and maximum floor loads.




14 Observe aisle widths

Always observe the prescribed aisle width. Also pay attention to distances from pedestrians, according to the applicable regulations.



15 Requirements when using ramps

Ramps may be used only with drawbar systems and towing vehicles permitted by the manufacturer.



16 Use of ramps

Beware: manoeuvring on ramps can cause the trolley train to overturn. Even on a very gentle slope, it can be very dangerous to load or unload the trolley train (trolleys can roll away).



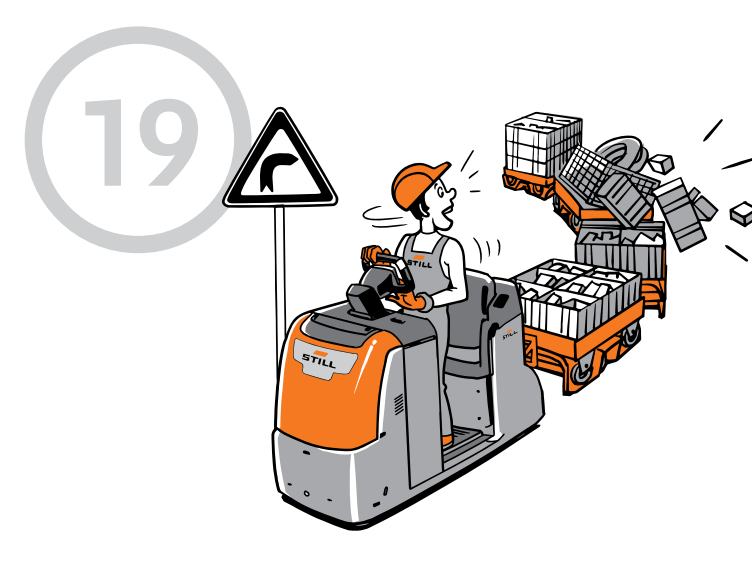
17 Pay attention to ground conditions

Avoid driving the trolley train over potholes.



18 Direction of travel

Driving a trolley train in reverse can cause permanent damage to the train.



19 Observe turning circle

The minimum turning circle specified by the manufacturer must always be observed. Tighter turning circles can cause damage to the trolley train. Take bends as widely as possible.



20 Parking the vehicle

Park the trolley train in the designated spaces. Ensure that you have applied the parking brake and removed the key from the ignition.

STILL Materials Handling Ltd
Jacks Way, Hill Barton Business Park
Clyst St. Mary
Exeter EX5 1FG
Tel: +44 345 603 6827
info@still.co.uk
www.still.co.uk

STILL Materials Handling Ltd
Aston Way
Leyland
Preston PR26 7UX
Tel: +44 345 603 6827